

Ordsall Primary School Calculation Policy – Upper Key Stage 2 (Years 5 and 6)



KEY STAGE 2

In upper Key Stage 2, children build on secure foundations in calculation, and develop fluency, accuracy and flexibility in their approach to the four operations. They work with whole numbers and adapt their skills to work with decimals, and they continue to develop their ability to select appropriate, accurate and efficient operations.

Key language: decimal, column methods, exchange, partition, mental method, ten thousand, hundred thousand, million, factor, multiple, prime number, square number, cube number

Addition and subtraction: Children build on their column methods to add and subtract numbers with up to seven digits, and they adapt the methods to calculate efficiently and effectively with decimals, ensuring understanding of place value at every stage. Children compare and contrast methods, and they select mental methods or jottings where appropriate and where these are more likely to be efficient or accurate when compared with formal column methods. Bar models are used to represent the calculations required to solve problems and may indicate where efficient methods can be chosen.

Multiplication and division: Building on their understanding, children develop methods to multiply up to 4-digit numbers by single-digit and 2-digit numbers. Children develop column methods with an understanding of place value, and they continue to use the key skill of unitising to multiply and divide by 10, 100 and 1,000. Written division methods are introduced and adapted for division by single-digit and 2-digit numbers and are understood alongside the area model and place value. In Year 6, children develop a secure understanding of how division is related to fractions. Multiplication and division of decimals are also introduced and refined in Year 6.

Fractions: Children find fractions of amounts, multiply a fraction by a whole number and by another fraction, divide a fraction by a whole number, and add and subtract fractions with different denominators. Children become more confident working with improper fractions and mixed numbers and can calculate with them. Understanding of decimals with up to 3 decimal places is built through place value and as fractions, and children calculate with decimals in the context of measure as well as in pure arithmetic. Children develop an understanding of percentages in relation to hundredths, and they understand how to work with common percentages: 50%, 25%, 10% and 1%.



Year 5

	Concrete	Pictorial	Abstract																																																																																								
Year 5 Addition																																																																																											
Column addition with whole numbers	<p>Use place value equipment to represent additions.</p> <p><i>Add a row of counters onto the place value grid to show 15,735 + 4,012.</i></p> <table border="1" style="margin-left: auto; margin-right: auto;"> <thead> <tr> <th>TTh</th> <th>Th</th> <th>H</th> <th>T</th> <th>O</th> </tr> </thead> <tbody> <tr> <td>●</td> <td>●●●●●</td> <td>●●●●●</td> <td>●●●●●</td> <td>●●●●●</td> </tr> <tr> <td></td> <td></td> <td>●●</td> <td></td> <td></td> </tr> </tbody> </table>	TTh	Th	H	T	O	●	●●●●●	●●●●●	●●●●●	●●●●●			●●			<p>Represent additions, using place value equipment on a place value grid alongside written methods.</p> <table border="1" style="margin-left: auto; margin-right: auto;"> <thead> <tr> <th>TTh</th> <th>Th</th> <th>H</th> <th>T</th> <th>O</th> </tr> </thead> <tbody> <tr> <td>●●</td> <td></td> <td>●</td> <td>●●●●●</td> <td>●●●●●</td> </tr> <tr> <td>●●</td> <td>●●●●●</td> <td>●</td> <td>●●●●●</td> <td>●●●●●</td> </tr> </tbody> </table> <p><i>I need to exchange 10 tens for a 100.</i></p> <table style="margin-left: auto; margin-right: auto;"> <thead> <tr> <th>TTh</th> <th>Th</th> <th>H</th> <th>T</th> <th>O</th> </tr> </thead> <tbody> <tr> <td></td> <td></td> <td></td> <td></td> <td></td> </tr> <tr> <td></td> <td>2</td> <td>0</td> <td>1</td> <td>5</td> </tr> <tr> <td>+</td> <td>1</td> <td>9</td> <td>1</td> <td>7</td> </tr> <tr> <td></td> <td>3</td> <td>9</td> <td>3</td> <td>2</td> </tr> </tbody> </table>	TTh	Th	H	T	O	●●		●	●●●●●	●●●●●	●●	●●●●●	●	●●●●●	●●●●●	TTh	Th	H	T	O							2	0	1	5	+	1	9	1	7		3	9	3	2	<p>Use column addition, including exchanges.</p> <table style="margin-left: auto; margin-right: auto;"> <thead> <tr> <th>TTh</th> <th>Th</th> <th>H</th> <th>T</th> <th>O</th> </tr> </thead> <tbody> <tr> <td></td> <td></td> <td></td> <td></td> <td></td> </tr> <tr> <td></td> <td>1</td> <td>9</td> <td>1</td> <td>7</td> </tr> <tr> <td>+</td> <td>1</td> <td>8</td> <td>4</td> <td>1</td> </tr> <tr> <td></td> <td>3</td> <td>7</td> <td>5</td> <td>9</td> </tr> <tr> <td></td> <td></td> <td></td> <td></td> <td>2</td> </tr> </tbody> </table>	TTh	Th	H	T	O							1	9	1	7	+	1	8	4	1		3	7	5	9					2			
TTh	Th	H	T	O																																																																																							
●	●●●●●	●●●●●	●●●●●	●●●●●																																																																																							
		●●																																																																																									
TTh	Th	H	T	O																																																																																							
●●		●	●●●●●	●●●●●																																																																																							
●●	●●●●●	●	●●●●●	●●●●●																																																																																							
TTh	Th	H	T	O																																																																																							
	2	0	1	5																																																																																							
+	1	9	1	7																																																																																							
	3	9	3	2																																																																																							
TTh	Th	H	T	O																																																																																							
	1	9	1	7																																																																																							
+	1	8	4	1																																																																																							
	3	7	5	9																																																																																							
				2																																																																																							
Representing additions		<p>Bar models represent addition of two or more numbers in the context of problem solving.</p> <table style="margin-left: auto; margin-right: auto;"> <tr> <td colspan="3" style="text-align: center;">?</td> </tr> <tr> <td style="border: 1px solid black; padding: 5px;">£19,579</td> <td style="border: 1px solid black; padding: 5px;">£28,370</td> <td style="border: 1px solid black; padding: 5px;">£16,725</td> </tr> </table> <p>Jen £2,600</p> <p>Holly £2,600 £1,450</p> <p style="margin-left: 100px;">} ?</p> <p style="margin-left: 100px;">£4,050</p> <table style="margin-left: auto; margin-right: auto;"> <thead> <tr> <th>Th</th> <th>H</th> <th>T</th> <th>O</th> </tr> </thead> <tbody> <tr> <td>2</td> <td>6</td> <td>0</td> <td>0</td> </tr> <tr> <td>+</td> <td>1</td> <td>4</td> <td>5</td> </tr> <tr> <td></td> <td>4</td> <td>0</td> <td>5</td> </tr> </tbody> </table> <table style="margin-left: auto; margin-right: auto;"> <thead> <tr> <th>Th</th> <th>H</th> <th>T</th> <th>O</th> </tr> </thead> <tbody> <tr> <td>2</td> <td>6</td> <td>0</td> <td>0</td> </tr> <tr> <td>+</td> <td>4</td> <td>0</td> <td>5</td> </tr> <tr> <td></td> <td>6</td> <td>6</td> <td>5</td> </tr> </tbody> </table>	?			£19,579	£28,370	£16,725	Th	H	T	O	2	6	0	0	+	1	4	5		4	0	5	Th	H	T	O	2	6	0	0	+	4	0	5		6	6	5	<p>Use approximation to check whether answers are reasonable.</p> <table style="margin-left: auto; margin-right: auto;"> <thead> <tr> <th>TTh</th> <th>Th</th> <th>H</th> <th>T</th> <th>O</th> </tr> </thead> <tbody> <tr> <td></td> <td></td> <td></td> <td></td> <td></td> </tr> <tr> <td></td> <td>2</td> <td>3</td> <td>4</td> <td>0</td> </tr> <tr> <td>+</td> <td>7</td> <td>8</td> <td>9</td> <td>2</td> </tr> <tr> <td></td> <td>2</td> <td>0</td> <td>2</td> <td>9</td> </tr> </tbody> </table> <table style="margin-left: auto; margin-right: auto;"> <thead> <tr> <th>TTh</th> <th>Th</th> <th>H</th> <th>T</th> <th>O</th> </tr> </thead> <tbody> <tr> <td></td> <td></td> <td></td> <td></td> <td></td> </tr> <tr> <td></td> <td>2</td> <td>3</td> <td>4</td> <td>0</td> </tr> <tr> <td>+</td> <td>7</td> <td>8</td> <td>9</td> <td>2</td> </tr> <tr> <td></td> <td>3</td> <td>1</td> <td>2</td> <td>9</td> </tr> </tbody> </table> <p><i>I will use 23,000 + 8,000 to check.</i></p>	TTh	Th	H	T	O							2	3	4	0	+	7	8	9	2		2	0	2	9	TTh	Th	H	T	O							2	3	4	0	+	7	8	9	2		3	1	2	9
?																																																																																											
£19,579	£28,370	£16,725																																																																																									
Th	H	T	O																																																																																								
2	6	0	0																																																																																								
+	1	4	5																																																																																								
	4	0	5																																																																																								
Th	H	T	O																																																																																								
2	6	0	0																																																																																								
+	4	0	5																																																																																								
	6	6	5																																																																																								
TTh	Th	H	T	O																																																																																							
	2	3	4	0																																																																																							
+	7	8	9	2																																																																																							
	2	0	2	9																																																																																							
TTh	Th	H	T	O																																																																																							
	2	3	4	0																																																																																							
+	7	8	9	2																																																																																							
	3	1	2	9																																																																																							
Adding tenths	<p>Link measure with addition of decimals.</p>	<p>Use a bar model with a number line to add tenths.</p>	<p>Understand the link with adding fractions.</p>																																																																																								

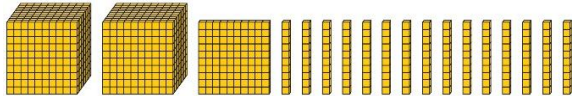
Ordsall Primary School Calculation Policy – Upper Key Stage 2 (Years 5 and 6)

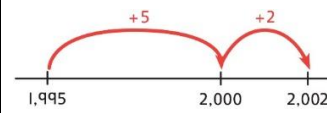


Play Learn Grow Together!

	<p>Two lengths of fencing are 0.6 m and 0.2 m. How long are they when added together?</p> <div style="text-align: center;"> </div>	<div style="text-align: center;"> </div> <div style="text-align: center;"> </div> <p>$0.6 + 0.2 = 0.8$ 6 tenths + 2 tenths = 8 tenths</p>	$\frac{6}{10} + \frac{2}{10} = \frac{8}{10}$ <p>6 tenths + 2 tenths = 8 tenths $0.6 + 0.2 = 0.8$</p>																												
<p>Adding decimals using column addition</p>	<p>Use place value equipment to represent additions. <i>Show $0.23 + 0.45$ using place value counters.</i></p>	<p>Use place value equipment on a place value grid to represent additions. Represent exchange where necessary.</p> <div style="display: flex; align-items: center;"> <table border="1" style="border-collapse: collapse; text-align: center;"> <thead> <tr> <th style="width: 10%;">O</th> <th style="width: 5%;">•</th> <th style="width: 20%;">Tth</th> <th style="width: 25%;">Hth</th> </tr> </thead> <tbody> <tr> <td></td> <td></td> <td style="background-color: yellow;">● ● ● ● ● ● ● ●</td> <td style="background-color: yellow;">● ● ● ●</td> </tr> <tr> <td></td> <td></td> <td style="background-color: yellow;">● ● ● ● ● ● ● ●</td> <td style="background-color: yellow;">● ● ● ●</td> </tr> <tr> <td></td> <td></td> <td style="background-color: yellow;">● ● ● ● ● ● ● ●</td> <td style="background-color: yellow;">● ● ● ●</td> </tr> </tbody> </table> <div style="margin-left: 10px;"> $\begin{array}{r} \text{O} \cdot \text{Tth Hth} \\ 0 \cdot 9 \ 2 \\ + 0 \cdot 3 \ 3 \\ \hline 1 \cdot 2 \ 5 \end{array}$ </div> </div> <p>Include examples where the numbers of decimal places are different.</p> <div style="display: flex; align-items: center;"> <table border="1" style="border-collapse: collapse; text-align: center;"> <thead> <tr> <th style="width: 10%;">O</th> <th style="width: 5%;">•</th> <th style="width: 20%;">Tth</th> <th style="width: 25%;">Hth</th> </tr> </thead> <tbody> <tr> <td style="background-color: yellow;">● ● ● ● ● ● ● ●</td> <td></td> <td></td> <td></td> </tr> <tr> <td style="background-color: yellow;">● ● ● ● ● ● ● ●</td> <td></td> <td style="background-color: yellow;">● ● ● ● ● ● ● ●</td> <td style="background-color: yellow;">● ● ● ●</td> </tr> </tbody> </table> <div style="margin-left: 10px;"> $\begin{array}{r} \text{O} \cdot \text{Tth Hth} \\ 5 \cdot 0 \ 0 \\ + 1 \cdot 2 \ 5 \\ \hline 6 \cdot 2 \ 5 \end{array}$ </div> </div>	O	•	Tth	Hth			● ● ● ● ● ● ● ●	● ● ● ●			● ● ● ● ● ● ● ●	● ● ● ●			● ● ● ● ● ● ● ●	● ● ● ●	O	•	Tth	Hth	● ● ● ● ● ● ● ●				● ● ● ● ● ● ● ●		● ● ● ● ● ● ● ●	● ● ● ●	<p>Add using a column method, ensuring that children understand the link with place value.</p> $\begin{array}{r} \text{O} \cdot \text{Tth Hth} \\ 0 \cdot 2 \ 3 \\ + 0 \cdot 4 \ 5 \\ \hline 0 \cdot 6 \ 8 \end{array}$ <p>Include exchange where required, alongside an understanding of place value.</p> $\begin{array}{r} \text{O} \cdot \text{Tth Hth} \\ 0 \cdot 9 \ 2 \\ + 0 \cdot 3 \ 3 \\ \hline 1 \cdot 2 \ 5 \end{array}$ <p>Include additions where the numbers of decimal places are different.</p> <p>$3.4 + 0.65 = ?$</p> $\begin{array}{r} \text{O} \cdot \text{Tth Hth} \\ 3 \cdot 4 \ 0 \\ + 0 \cdot 6 \ 5 \\ \hline \end{array}$
O	•	Tth	Hth																												
		● ● ● ● ● ● ● ●	● ● ● ●																												
		● ● ● ● ● ● ● ●	● ● ● ●																												
		● ● ● ● ● ● ● ●	● ● ● ●																												
O	•	Tth	Hth																												
● ● ● ● ● ● ● ●																															
● ● ● ● ● ● ● ●		● ● ● ● ● ● ● ●	● ● ● ●																												



<p>Year 5 Subtraction</p>																																																																																																																																						
<p>Column subtraction with whole numbers</p>	<p>Use place value equipment to understand where exchanges are required.</p> <p>$2,250 - 1,070$</p> 	<p>Represent the stages of the calculation using place value equipment on a grid alongside the calculation, including exchanges where required.</p> <p>$15,735 - 2,582 = 13,153$</p> <table border="1" data-bbox="958 576 1370 643"> <tr><th>TTh</th><th>Th</th><th>H</th><th>T</th><th>O</th></tr> <tr><td>●</td><td>●●●●●</td><td>●●●●●</td><td>●●●●●</td><td>●●●●●</td></tr> </table> <table border="1" data-bbox="1384 576 1525 675"> <tr><th>TTh</th><th>Th</th><th>H</th><th>T</th><th>O</th></tr> <tr><td>1</td><td>5</td><td>7</td><td>3</td><td>5</td></tr> <tr><td>-</td><td>2</td><td>5</td><td>8</td><td>2</td></tr> <tr><td colspan="5"><hr/></td></tr> <tr><td></td><td></td><td></td><td></td><td>3</td></tr> </table> <p>Now subtract the 10s. Exchange 1 hundred for 10 tens.</p> <table border="1" data-bbox="958 715 1370 798"> <tr><th>TTh</th><th>Th</th><th>H</th><th>T</th><th>O</th></tr> <tr><td>●</td><td>●●●●●</td><td>●●●●●</td><td>●●●●●</td><td>●●●●●</td></tr> </table> <table border="1" data-bbox="1384 715 1525 813"> <tr><th>TTh</th><th>Th</th><th>H</th><th>T</th><th>O</th></tr> <tr><td>1</td><td>5</td><td>7</td><td>13</td><td>5</td></tr> <tr><td>-</td><td>2</td><td>5</td><td>8</td><td>2</td></tr> <tr><td colspan="5"><hr/></td></tr> <tr><td></td><td></td><td></td><td>5</td><td>3</td></tr> </table> <p>Subtract the 100s, 1,000s and 10,000s.</p> <table border="1" data-bbox="958 853 1370 936"> <tr><th>TTh</th><th>Th</th><th>H</th><th>T</th><th>O</th></tr> <tr><td>●</td><td>●●●●●</td><td>●●●●●</td><td>●●●●●</td><td>●●●●●</td></tr> </table> <table border="1" data-bbox="1384 853 1525 952"> <tr><th>TTh</th><th>Th</th><th>H</th><th>T</th><th>O</th></tr> <tr><td>1</td><td>5</td><td>7</td><td>13</td><td>5</td></tr> <tr><td>-</td><td>2</td><td>5</td><td>8</td><td>2</td></tr> <tr><td colspan="5"><hr/></td></tr> <tr><td>1</td><td>3</td><td>1</td><td>5</td><td>3</td></tr> </table>	TTh	Th	H	T	O	●	●●●●●	●●●●●	●●●●●	●●●●●	TTh	Th	H	T	O	1	5	7	3	5	-	2	5	8	2	<hr/>									3	TTh	Th	H	T	O	●	●●●●●	●●●●●	●●●●●	●●●●●	TTh	Th	H	T	O	1	5	7	13	5	-	2	5	8	2	<hr/>								5	3	TTh	Th	H	T	O	●	●●●●●	●●●●●	●●●●●	●●●●●	TTh	Th	H	T	O	1	5	7	13	5	-	2	5	8	2	<hr/>					1	3	1	5	3	<p>Use column subtraction methods with exchange where required.</p> <table border="1" data-bbox="1556 470 1771 603"> <tr><th>TTh</th><th>Th</th><th>H</th><th>T</th><th>O</th></tr> <tr><td>5</td><td>8</td><td>10</td><td>9</td><td>7</td></tr> <tr><td>-</td><td>1</td><td>8</td><td>5</td><td>3</td><td>4</td></tr> <tr><td colspan="5"><hr/></td></tr> <tr><td>4</td><td>3</td><td>5</td><td>6</td><td>3</td></tr> </table> <p>$62,097 - 18,534 = 43,563$</p>	TTh	Th	H	T	O	5	8	10	9	7	-	1	8	5	3	4	<hr/>					4	3	5	6	3
TTh	Th	H	T	O																																																																																																																																		
●	●●●●●	●●●●●	●●●●●	●●●●●																																																																																																																																		
TTh	Th	H	T	O																																																																																																																																		
1	5	7	3	5																																																																																																																																		
-	2	5	8	2																																																																																																																																		
<hr/>																																																																																																																																						
				3																																																																																																																																		
TTh	Th	H	T	O																																																																																																																																		
●	●●●●●	●●●●●	●●●●●	●●●●●																																																																																																																																		
TTh	Th	H	T	O																																																																																																																																		
1	5	7	13	5																																																																																																																																		
-	2	5	8	2																																																																																																																																		
<hr/>																																																																																																																																						
			5	3																																																																																																																																		
TTh	Th	H	T	O																																																																																																																																		
●	●●●●●	●●●●●	●●●●●	●●●●●																																																																																																																																		
TTh	Th	H	T	O																																																																																																																																		
1	5	7	13	5																																																																																																																																		
-	2	5	8	2																																																																																																																																		
<hr/>																																																																																																																																						
1	3	1	5	3																																																																																																																																		
TTh	Th	H	T	O																																																																																																																																		
5	8	10	9	7																																																																																																																																		
-	1	8	5	3	4																																																																																																																																	
<hr/>																																																																																																																																						
4	3	5	6	3																																																																																																																																		
<p>Checking strategies and representing subtractions</p>		<p>Bar models represent subtractions in problem contexts, including 'find the difference'.</p> <p>Athletics Stadium 75,450</p> <p>Hockey Centre ← 42,300</p> <p>Velodrome 15,735 ← ?</p>	<p>Children can explain the mistake made when the columns have not been ordered correctly.</p> <table border="1" data-bbox="1556 1069 1713 1201"> <tr><th colspan="5">Bella's working</th></tr> <tr><th>TTh</th><th>Th</th><th>H</th><th>T</th><th>O</th></tr> <tr><td>1</td><td>7</td><td>8</td><td>7</td><td>7</td></tr> <tr><td>+ 4</td><td>0</td><td>1</td><td>2</td><td></td></tr> <tr><td colspan="5"><hr/></td></tr> <tr><td>5</td><td>7</td><td>9</td><td>9</td><td>7</td></tr> </table> <table border="1" data-bbox="1736 1069 1892 1201"> <tr><th colspan="5">Correct method</th></tr> <tr><th>TTh</th><th>Th</th><th>H</th><th>T</th><th>O</th></tr> <tr><td>1</td><td>7</td><td>8</td><td>7</td><td>7</td></tr> <tr><td>+ 4</td><td>0</td><td>1</td><td>2</td><td></td></tr> <tr><td colspan="5"><hr/></td></tr> <tr><td>2</td><td>1</td><td>8</td><td>8</td><td>9</td></tr> </table> <p>Use approximation to check calculations.</p> <p><i>I calculated 18,000 + 4,000 mentally to check my subtraction.</i></p>	Bella's working					TTh	Th	H	T	O	1	7	8	7	7	+ 4	0	1	2		<hr/>					5	7	9	9	7	Correct method					TTh	Th	H	T	O	1	7	8	7	7	+ 4	0	1	2		<hr/>					2	1	8	8	9																																																																							
Bella's working																																																																																																																																						
TTh	Th	H	T	O																																																																																																																																		
1	7	8	7	7																																																																																																																																		
+ 4	0	1	2																																																																																																																																			
<hr/>																																																																																																																																						
5	7	9	9	7																																																																																																																																		
Correct method																																																																																																																																						
TTh	Th	H	T	O																																																																																																																																		
1	7	8	7	7																																																																																																																																		
+ 4	0	1	2																																																																																																																																			
<hr/>																																																																																																																																						
2	1	8	8	9																																																																																																																																		
<p>Choosing efficient methods</p>			<p>To subtract two large numbers that are close, children find the difference by counting on.</p> <p>$2,002 - 1,995 = ?$</p>																																																																																																																																			



Use addition to check subtractions.
 I calculated $7,546 - 2,355 = 5,191$.
 I will check using the inverse.

Subtracting decimals

Explore complements to a whole number by working in the context of length.



1 m - m = m

$1 - 0.49 = ?$

Use a place value grid to represent the stages of column subtraction, including exchanges where required.

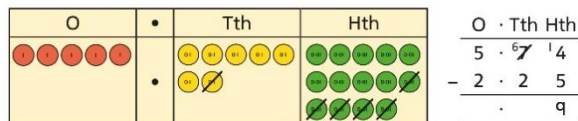
$5.74 - 2.25 = ?$



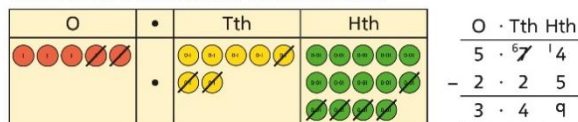
Exchange 1 tenth for 10 hundredths.



Now subtract the 5 hundredths.

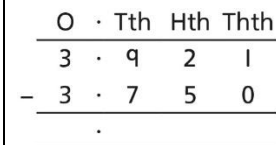


Now subtract the 2 tenths, then the 2 ones.

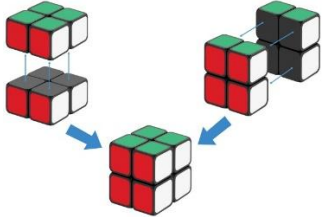








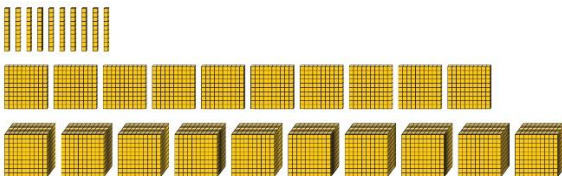





Use column subtraction, with an understanding of place value, including subtracting numbers with different numbers of decimal places.

$3.921 - 3.75 = ?$



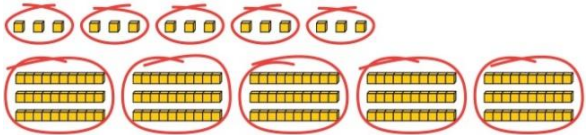
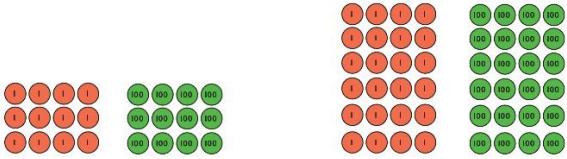



<p>Year 5 Multiplication</p>															
<p>Understanding factors</p>	<p>Use cubes or counters to explore the meaning of 'square numbers'.</p> <p><i>25 is a square number because it is made from 5 rows of 5.</i></p> <p>Use cubes to explore cube numbers.</p>  <p><i>8 is a cube number.</i></p>	<p>Use images to explore examples and non-examples of square numbers.</p>  <p>$8 \times 8 = 64$ $8^2 = 64$</p>  <p><i>12 is not a square number, because you cannot multiply a whole number by itself to make 12.</i></p>	<p>Understand the pattern of square numbers in the multiplication tables.</p> <p>Use a multiplication grid to circle each square number. Can children spot a pattern?</p>												
<p>Multiplying by 10, 100 and 1,000</p>	<p>Use place value equipment to multiply by 10, 100 and 1,000 by unitising.</p> <table border="1" data-bbox="353 1150 920 1310"> <tr> <td>$4 \times 1 = 4 \text{ ones} = 4$</td> <td></td> </tr> <tr> <td>$4 \times 10 = 4 \text{ tens} = 40$</td> <td></td> </tr> <tr> <td>$4 \times 100 = 4 \text{ hundreds} = 400$</td> <td></td> </tr> </table>	$4 \times 1 = 4 \text{ ones} = 4$		$4 \times 10 = 4 \text{ tens} = 40$		$4 \times 100 = 4 \text{ hundreds} = 400$		<p>Understand the effect of repeated multiplication by 10.</p> 	<p>Understand how exchange relates to the digits when multiplying by 10, 100 and 1,000.</p> <table border="1" data-bbox="1563 1150 1928 1283"> <thead> <tr> <th>H</th> <th>T</th> <th>O</th> </tr> </thead> <tbody> <tr> <td></td> <td>1</td> <td>7</td> </tr> </tbody> </table> <p>$17 \times 10 = 170$ $17 \times 100 = 17 \times 10 \times 10 = 1,700$ $17 \times 1,000 = 17 \times 10 \times 10 \times 10 = 17,000$</p>	H	T	O		1	7
$4 \times 1 = 4 \text{ ones} = 4$															
$4 \times 10 = 4 \text{ tens} = 40$															
$4 \times 100 = 4 \text{ hundreds} = 400$															
H	T	O													
	1	7													

Ordsall Primary School Calculation Policy – Upper Key Stage 2 (Years 5 and 6)






Play Learn Grow Together

<p>Multiplying by multiples of 10, 100 and 1,000</p>	<p>Use place value equipment to explore multiplying by unitising.</p>  <p>5 groups of 3 ones is 15 ones. 5 groups of 3 tens is 15 tens.</p> <p>So, I know that 5 groups of 3 thousands would be 15 thousands.</p>	<p>Use place value equipment to represent how to multiply by multiples of 10, 100 and 1,000.</p>  <p>$4 \times 3 = 12$ $4 \times 300 = 1,200$ $2,400$</p> <p>$6 \times 4 = 24$ $6 \times 400 =$</p>	<p>Use known facts and unitising to multiply.</p> <p>$5 \times 4 = 20$ $5 \times 40 = 200$ $5 \times 400 = 2,000$ $5 \times 4,000 = 20,000$</p> <p>$5,000 \times 4 = 20,000$</p>																																																												
<p>Multiplying up to 4-digit numbers by a single digit</p>	<p>Explore how to use partitioning to multiply efficiently.</p> <p>$8 \times 17 = ?$</p>  <p>$8 \times 10 = 80$ $8 \times 7 = 56$</p> <p>$80 + 56 = 136$</p> <p>So, $8 \times 17 = 136$</p>	<p>Represent multiplications using place value equipment and add the 1s, then 10s, then 100s, then 1,000s.</p> <table border="1" data-bbox="958 837 1406 1252"> <thead> <tr> <th></th> <th>H</th> <th>T</th> <th>O</th> </tr> </thead> <tbody> <tr> <td>1000</td> <td></td> <td></td> <td>1 1 1</td> </tr> <tr> <td>100</td> <td></td> <td>10 10 10 10 10 10</td> <td>1 1 1</td> </tr> <tr> <td>10</td> <td></td> <td>10</td> <td></td> </tr> <tr> <td>1</td> <td></td> <td></td> <td>1 1 1</td> </tr> <tr> <td>1000</td> <td></td> <td></td> <td>1 1 1</td> </tr> <tr> <td>100</td> <td></td> <td>10 10 10 10 10 10</td> <td>1 1 1</td> </tr> <tr> <td>10</td> <td></td> <td>10</td> <td></td> </tr> <tr> <td>1</td> <td></td> <td></td> <td>1 1 1</td> </tr> <tr> <td>1000</td> <td></td> <td></td> <td>1 1 1</td> </tr> <tr> <td>100</td> <td></td> <td>10 10 10 10 10 10</td> <td>1 1 1</td> </tr> <tr> <td>10</td> <td></td> <td>10</td> <td></td> </tr> <tr> <td>1</td> <td></td> <td></td> <td>1 1 1</td> </tr> </tbody> </table>		H	T	O	1000			1 1 1	100		10 10 10 10 10 10	1 1 1	10		10		1			1 1 1	1000			1 1 1	100		10 10 10 10 10 10	1 1 1	10		10		1			1 1 1	1000			1 1 1	100		10 10 10 10 10 10	1 1 1	10		10		1			1 1 1	<p>Use an area model and then add the parts.</p> <table border="1" data-bbox="1556 798 2116 877"> <tr> <td></td> <td>100</td> <td>60</td> <td>3</td> </tr> <tr> <td>5</td> <td>$100 \times 5 = 500$</td> <td>$60 \times 5 = 300$</td> <td>$3 \times 5 = 15$</td> </tr> </table> <p>Use a column multiplication, including any required exchanges.</p> $\begin{array}{r} 136 \\ \times 6 \\ \hline 816 \\ \underline{23} \end{array}$		100	60	3	5	$100 \times 5 = 500$	$60 \times 5 = 300$	$3 \times 5 = 15$
	H	T	O																																																												
1000			1 1 1																																																												
100		10 10 10 10 10 10	1 1 1																																																												
10		10																																																													
1			1 1 1																																																												
1000			1 1 1																																																												
100		10 10 10 10 10 10	1 1 1																																																												
10		10																																																													
1			1 1 1																																																												
1000			1 1 1																																																												
100		10 10 10 10 10 10	1 1 1																																																												
10		10																																																													
1			1 1 1																																																												
	100	60	3																																																												
5	$100 \times 5 = 500$	$60 \times 5 = 300$	$3 \times 5 = 15$																																																												

Ordsall Primary School Calculation Policy – Upper Key Stage 2 (Years 5 and 6)






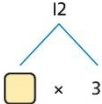
Play Learn Grow Together!

<p>Multiplying 2-digit numbers by 2-digit numbers</p>	<p>Partition one number into 10s and 1s, then add the parts.</p> <p>$23 \times 15 = ?$</p> <div style="display: flex; justify-content: space-around;"> <div style="text-align: center;">  <p>$10 \times 15 = 150$</p> </div> <div style="text-align: center;">  <p>$10 \times 15 = 150$</p> </div> </div> <div style="display: flex; justify-content: space-around; margin-top: 10px;"> <div style="text-align: center;">  <p>$3 \times 15 = 45$</p> </div> <div style="text-align: center;"> <table style="border-collapse: collapse; margin: auto;"> <tr><td style="border-bottom: 1px solid black; padding: 2px 5px;">H</td><td style="border-bottom: 1px solid black; padding: 2px 5px;">T</td><td style="border-bottom: 1px solid black; padding: 2px 5px;">O</td></tr> <tr><td style="padding: 2px 5px;">1</td><td style="padding: 2px 5px;">5</td><td style="padding: 2px 5px;">0</td></tr> <tr><td style="padding: 2px 5px;">1</td><td style="padding: 2px 5px;">5</td><td style="padding: 2px 5px;">0</td></tr> <tr><td style="padding: 2px 5px;">+</td><td style="padding: 2px 5px;">4</td><td style="padding: 2px 5px;">5</td></tr> <tr><td colspan="3" style="border-top: 1px solid black; padding: 2px 5px;">3 4 5</td></tr> <tr><td colspan="3" style="border-top: 1px solid black; padding: 2px 5px;"> </td></tr> </table> </div> </div> <p>There are 345 bottles of milk in total.</p> <p>$23 \times 15 = 345$</p>	H	T	O	1	5	0	1	5	0	+	4	5	3 4 5						<p>Use an area model and add the parts.</p> <p>$28 \times 15 = ?$</p> <div style="display: flex; align-items: center; margin: 10px 0;"> <table style="border-collapse: collapse; margin-right: 10px;"> <tr><td></td><td style="text-align: center; padding: 0 10px;">20 m</td><td style="text-align: center; padding: 0 10px;">8 m</td><td></td></tr> <tr><td style="text-align: right; padding-right: 5px;">10 m</td><td style="border: 1px solid black; padding: 5px; text-align: center;">20 × 10 = 200 m²</td><td style="border: 1px solid black; padding: 5px; text-align: center;">8 × 10 = 80 m²</td><td></td></tr> <tr><td style="text-align: right; padding-right: 5px;">5 m</td><td style="border: 1px solid black; padding: 5px; text-align: center;">20 × 5 = 100 m²</td><td style="border: 1px solid black; padding: 5px; text-align: center;">8 × 5 = 40 m²</td><td></td></tr> </table> <table style="border-collapse: collapse; margin-left: 10px;"> <tr><td style="border-bottom: 1px solid black; padding: 2px 5px;">H</td><td style="border-bottom: 1px solid black; padding: 2px 5px;">T</td><td style="border-bottom: 1px solid black; padding: 2px 5px;">O</td></tr> <tr><td style="padding: 2px 5px;">2</td><td style="padding: 2px 5px;">0</td><td style="padding: 2px 5px;">0</td></tr> <tr><td style="padding: 2px 5px;">1</td><td style="padding: 2px 5px;">0</td><td style="padding: 2px 5px;">0</td></tr> <tr><td style="padding: 2px 5px;">8</td><td style="padding: 2px 5px;">0</td><td style="padding: 2px 5px;">0</td></tr> <tr><td style="padding: 2px 5px;">+</td><td style="padding: 2px 5px;">4</td><td style="padding: 2px 5px;">0</td></tr> <tr><td colspan="3" style="border-top: 1px solid black; padding: 2px 5px;">4 2 0</td></tr> <tr><td colspan="3" style="border-top: 1px solid black; padding: 2px 5px;"> </td></tr> </table> </div> <p>$28 \times 15 = 420$</p>		20 m	8 m		10 m	20 × 10 = 200 m ²	8 × 10 = 80 m ²		5 m	20 × 5 = 100 m ²	8 × 5 = 40 m ²		H	T	O	2	0	0	1	0	0	8	0	0	+	4	0	4 2 0						<p>Use column multiplication, ensuring understanding of place value at each stage.</p> <div style="margin: 10px 0;"> <table style="border-collapse: collapse; margin-right: 10px;"> <tr><td></td><td style="text-align: right; padding-right: 5px;">3 4</td><td></td></tr> <tr><td style="text-align: right; padding-right: 5px;">×</td><td style="text-align: right; padding-right: 5px;">2 7</td><td></td></tr> <tr><td colspan="3" style="border-top: 1px solid black; padding: 2px 5px;">2 3 8</td></tr> <tr><td colspan="3" style="border-top: 1px solid black; padding: 2px 5px;">3 4 × 7</td></tr> </table> </div> <div style="margin: 10px 0;"> <table style="border-collapse: collapse; margin-right: 10px;"> <tr><td></td><td style="text-align: right; padding-right: 5px;">3 4</td><td></td></tr> <tr><td style="text-align: right; padding-right: 5px;">×</td><td style="text-align: right; padding-right: 5px;">2 7</td><td></td></tr> <tr><td colspan="3" style="border-top: 1px solid black; padding: 2px 5px;">2 3 8</td></tr> <tr><td colspan="3" style="border-top: 1px solid black; padding: 2px 5px;">3 4 × 20</td></tr> <tr><td colspan="3" style="border-top: 1px solid black; padding: 2px 5px;">6 8 0</td></tr> </table> </div> <div style="margin: 10px 0;"> <table style="border-collapse: collapse; margin-right: 10px;"> <tr><td></td><td style="text-align: right; padding-right: 5px;">3 4</td><td></td></tr> <tr><td style="text-align: right; padding-right: 5px;">×</td><td style="text-align: right; padding-right: 5px;">2 7</td><td></td></tr> <tr><td colspan="3" style="border-top: 1px solid black; padding: 2px 5px;">2 3 8</td></tr> <tr><td colspan="3" style="border-top: 1px solid black; padding: 2px 5px;">3 4 × 20</td></tr> <tr><td colspan="3" style="border-top: 1px solid black; padding: 2px 5px;">6 8 0</td></tr> <tr><td colspan="3" style="border-top: 1px solid black; padding: 2px 5px;">3 4 × 27</td></tr> <tr><td colspan="3" style="border-top: 1px solid black; padding: 2px 5px;">9 1 8</td></tr> <tr><td colspan="3" style="border-top: 1px solid black; padding: 2px 5px;"> </td></tr> </table> </div>		3 4		×	2 7		2 3 8			3 4 × 7				3 4		×	2 7		2 3 8			3 4 × 20			6 8 0				3 4		×	2 7		2 3 8			3 4 × 20			6 8 0			3 4 × 27			9 1 8					
H	T	O																																																																																																							
1	5	0																																																																																																							
1	5	0																																																																																																							
+	4	5																																																																																																							
3 4 5																																																																																																									
	20 m	8 m																																																																																																							
10 m	20 × 10 = 200 m ²	8 × 10 = 80 m ²																																																																																																							
5 m	20 × 5 = 100 m ²	8 × 5 = 40 m ²																																																																																																							
H	T	O																																																																																																							
2	0	0																																																																																																							
1	0	0																																																																																																							
8	0	0																																																																																																							
+	4	0																																																																																																							
4 2 0																																																																																																									
	3 4																																																																																																								
×	2 7																																																																																																								
2 3 8																																																																																																									
3 4 × 7																																																																																																									
	3 4																																																																																																								
×	2 7																																																																																																								
2 3 8																																																																																																									
3 4 × 20																																																																																																									
6 8 0																																																																																																									
	3 4																																																																																																								
×	2 7																																																																																																								
2 3 8																																																																																																									
3 4 × 20																																																																																																									
6 8 0																																																																																																									
3 4 × 27																																																																																																									
9 1 8																																																																																																									
<p>Multiplying up to 4-digits by 2-digits</p>	<p>Use the area model then add the parts.</p> <div style="display: flex; align-items: center; margin: 10px 0;"> <table style="border-collapse: collapse; margin-right: 10px;"> <tr><td></td><td style="text-align: center; padding: 0 10px;">100</td><td style="text-align: center; padding: 0 10px;">40</td><td style="text-align: center; padding: 0 10px;">3</td><td></td></tr> <tr><td style="text-align: right; padding-right: 5px;">10</td><td style="border: 1px solid black; width: 60px; height: 20px;"></td><td style="border: 1px solid black; width: 60px; height: 20px;"></td><td style="border: 1px solid black; width: 60px; height: 20px;"></td><td></td></tr> <tr><td style="text-align: right; padding-right: 5px;">2</td><td style="border: 1px solid black; width: 60px; height: 20px;"></td><td style="border: 1px solid black; width: 60px; height: 20px;"></td><td style="border: 1px solid black; width: 60px; height: 20px;"></td><td></td></tr> </table> <table style="border-collapse: collapse; margin-left: 10px;"> <tr><td style="border-bottom: 1px solid black; padding: 2px 5px;">Th</td><td style="border-bottom: 1px solid black; padding: 2px 5px;">H</td><td style="border-bottom: 1px solid black; padding: 2px 5px;">T</td><td style="border-bottom: 1px solid black; padding: 2px 5px;">O</td></tr> <tr><td style="padding: 2px 5px;">1</td><td style="padding: 2px 5px;">0</td><td style="padding: 2px 5px;">0</td><td style="padding: 2px 5px;">0</td></tr> <tr><td style="padding: 2px 5px;">4</td><td style="padding: 2px 5px;">0</td><td style="padding: 2px 5px;">0</td><td style="padding: 2px 5px;">0</td></tr> <tr><td style="padding: 2px 5px;">2</td><td style="padding: 2px 5px;">0</td><td style="padding: 2px 5px;">0</td><td style="padding: 2px 5px;">0</td></tr> <tr><td style="padding: 2px 5px;">8</td><td style="padding: 2px 5px;">0</td><td style="padding: 2px 5px;">0</td><td style="padding: 2px 5px;">0</td></tr> <tr><td style="padding: 2px 5px;">3</td><td style="padding: 2px 5px;">0</td><td style="padding: 2px 5px;">0</td><td style="padding: 2px 5px;">0</td></tr> <tr><td style="padding: 2px 5px;">+</td><td style="padding: 2px 5px;">6</td><td style="padding: 2px 5px;">0</td><td style="padding: 2px 5px;">0</td></tr> <tr><td colspan="4" style="border-top: 1px solid black; padding: 2px 5px;">1 7 1 6</td></tr> <tr><td colspan="4" style="border-top: 1px solid black; padding: 2px 5px;"> </td></tr> </table> </div> <p>$143 \times 12 = 1,716$</p> <p>There are 1,716 boxes of cereal in total.</p> <p>$143 \times 12 = 1,716$</p>		100	40	3		10					2					Th	H	T	O	1	0	0	0	4	0	0	0	2	0	0	0	8	0	0	0	3	0	0	0	+	6	0	0	1 7 1 6								<p>Use column multiplication, ensuring understanding of place value at each stage.</p> <div style="margin: 10px 0;"> <table style="border-collapse: collapse; margin-right: 10px;"> <tr><td></td><td style="text-align: right; padding-right: 5px;">1 4 3</td><td></td></tr> <tr><td style="text-align: right; padding-right: 5px;">×</td><td style="text-align: right; padding-right: 5px;">1 2</td><td></td></tr> <tr><td colspan="3" style="border-top: 1px solid black; padding: 2px 5px;">2 8 6</td></tr> <tr><td colspan="3" style="border-top: 1px solid black; padding: 2px 5px;">1 4 3 × 2</td></tr> <tr><td colspan="3" style="border-top: 1px solid black; padding: 2px 5px;">1 4 3 0</td></tr> <tr><td colspan="3" style="border-top: 1px solid black; padding: 2px 5px;">1 4 3 × 10</td></tr> <tr><td colspan="3" style="border-top: 1px solid black; padding: 2px 5px;">1 7 1 6</td></tr> <tr><td colspan="3" style="border-top: 1px solid black; padding: 2px 5px;">1 4 3 × 12</td></tr> <tr><td colspan="3" style="border-top: 1px solid black; padding: 2px 5px;"> </td></tr> </table> </div> <p>Progress to include examples that require multiple exchanges as understanding, confidence and fluency build.</p> <p>$1,274 \times 32 = ?$</p>		1 4 3		×	1 2		2 8 6			1 4 3 × 2			1 4 3 0			1 4 3 × 10			1 7 1 6			1 4 3 × 12																														
	100	40	3																																																																																																						
10																																																																																																									
2																																																																																																									
Th	H	T	O																																																																																																						
1	0	0	0																																																																																																						
4	0	0	0																																																																																																						
2	0	0	0																																																																																																						
8	0	0	0																																																																																																						
3	0	0	0																																																																																																						
+	6	0	0																																																																																																						
1 7 1 6																																																																																																									
	1 4 3																																																																																																								
×	1 2																																																																																																								
2 8 6																																																																																																									
1 4 3 × 2																																																																																																									
1 4 3 0																																																																																																									
1 4 3 × 10																																																																																																									
1 7 1 6																																																																																																									
1 4 3 × 12																																																																																																									



			<p>First multiply 1,274 by 2.</p> $\begin{array}{r} 1\ 2\ 7\ 4 \\ \times \quad 3\ 2 \\ \hline 2\ 5\ 4\ 8 \end{array} \quad 1,274 \times 2$ <hr/> <p>Then multiply 1,274 by 30.</p> $\begin{array}{r} 1\ 2\ 7\ 4 \\ \times \quad 3\ 0 \\ \hline 2\ 5\ 4\ 8 \quad 1,274 \times 2 \\ 3\ 8\ 2\ 2\ 0 \quad 1,274 \times 30 \\ \hline \end{array}$ <hr/> <p>Finally, find the total.</p> $\begin{array}{r} 1\ 2\ 7\ 4 \\ \times \quad 3\ 2 \\ \hline 2\ 5\ 4\ 8 \quad 1,274 \times 2 \\ 3\ 8\ 2\ 2\ 0 \quad 1,274 \times 30 \\ \hline 4\ 0\ 7\ 6\ 8 \quad 1,274 \times 32 \\ \hline \end{array}$ <p>$1,274 \times 32 = 40,768$</p>																														
<p>Multiplying decimals by 10, 100 and 1,000</p>	<p>Use place value equipment to explore and understand the exchange of 10 tenths, 10 hundredths or 10 thousandths.</p>	<p>Represent multiplication by 10 as exchange on a place value grid.</p> <p>$0.14 \times 10 = 1.4$</p>	<p>Understand how this exchange is represented on a place value chart.</p> <table border="1" data-bbox="1787 1050 2119 1238"> <thead> <tr> <th>Th</th> <th>H</th> <th>T</th> <th>O</th> <th>.</th> <th>Tth</th> </tr> </thead> <tbody> <tr> <td></td> <td></td> <td></td> <td>2</td> <td>.</td> <td>5</td> </tr> <tr> <td></td> <td></td> <td>2</td> <td>5</td> <td>.</td> <td></td> </tr> <tr> <td></td> <td>2</td> <td>5</td> <td>0</td> <td>.</td> <td></td> </tr> <tr> <td>2</td> <td>5</td> <td>0</td> <td>0</td> <td>.</td> <td></td> </tr> </tbody> </table> <p>$2.5 \times 10 = 25$ $2.5 \times 100 = 250$ $2.5 \times 1,000 = 2,500$</p>	Th	H	T	O	.	Tth				2	.	5			2	5	.			2	5	0	.		2	5	0	0	.	
Th	H	T	O	.	Tth																												
			2	.	5																												
		2	5	.																													
	2	5	0	.																													
2	5	0	0	.																													

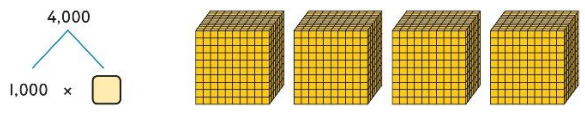
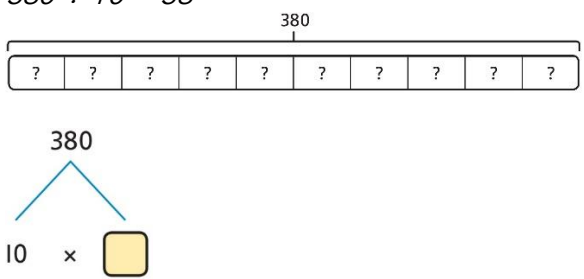
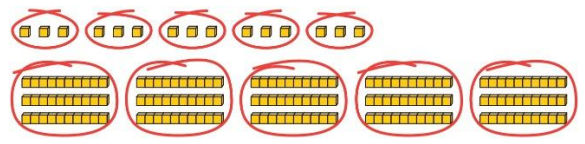
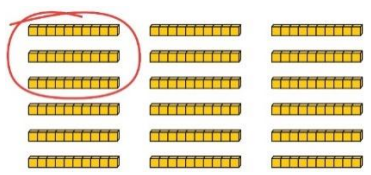


<p>Year 5 Division</p>			
<p>Understanding factors and prime numbers</p>	<p>Use equipment to explore the factors of a given number.</p>  <p>$24 \div 3 = 8$ $24 \div 8 = 3$ <i>8 and 3 are factors of 24 because they divide 24 exactly.</i></p> <p>$24 \div 5 = 4$ remainder 4.</p>  <p><i>5 is not a factor of 24 because there is a remainder.</i></p>	<p>Understand that prime numbers are numbers with exactly two factors.</p> <p>$13 \div 1 = 13$ $13 \div 2 = 6 \text{ r } 1$ $13 \div 4 = 4 \text{ r } 1$</p> <p><i>1 and 13 are the only factors of 13. 13 is a prime number.</i></p>	<p>Understand how to recognise prime and composite numbers.</p> <p><i>I know that 31 is a prime number because it can be divided by only 1 and itself without leaving a remainder.</i></p> <p><i>I know that 33 is not a prime number as it can be divided by 1, 3, 11 and 33.</i></p> <p><i>I know that 1 is not a prime number, as it has only 1 factor.</i></p>
<p>Understanding inverse operations and the link with multiplication, grouping and sharing</p>	<p>Use equipment to group and share and to explore the calculations that are present.</p> <p><i>I have 28 counters.</i></p> <p><i>I made 7 groups of 4. There are 28 in total.</i></p> <p><i>I have 28 in total. I shared them equally into 7 groups. There are 4 in each group.</i></p>	<p>Represent multiplicative relationships and explore the families of division facts.</p>  <p>$60 \div 4 = 15$</p>	<p>Represent the different multiplicative relationships to solve problems requiring inverse operations.</p> <p>$12 \div 3 = \square$</p> <p>$12 \div \square = 3$</p> <p>$\square \times 3 = 12$</p> <p>$\square \div 3 = 12$</p> 

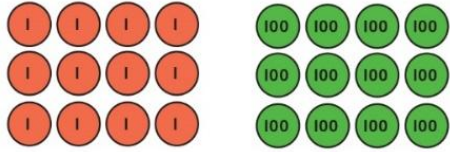
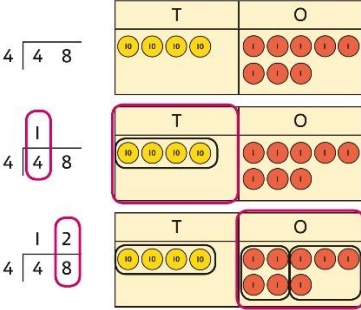
Ordsall Primary School Calculation Policy – Upper Key Stage 2 (Years 5 and 6)




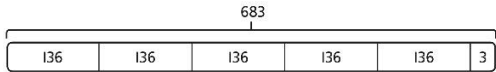
Play, Learn, Grow Together!

	<p><i>I have 28 in total. I made groups of 4. There are 7 equal groups.</i></p>	$60 \div 15 = 4$	<p>Understand missing number problems for division calculations and know how to solve them using inverse operations.</p> $22 \div ? = 2$ $22 \div 2 = ?$ $? \div 2 = 22$ $? \div 22 = 2$								
<p>Dividing whole numbers by 10, 100 and 1,000</p>	<p>Use place value equipment to support unitising for division.</p> <p>$4,000 \div 1,000$</p>  <p><i>4,000 is 4 thousands.</i></p> <p>$4 \times 1,000 = 4,000$</p> <p><i>So, $4,000 \div 1,000 = 4$</i></p>	<p>Use a bar model to support dividing by unitising.</p> <p>$380 \div 10 = 38$</p>  <p><i>380 is 38 tens.</i></p> <p>$38 \times 10 = 380$</p> <p>$10 \times 38 = 380$</p> <p><i>So, $380 \div 10 = 38$</i></p>	<p>Understand how and why the digits change on a place value grid when dividing by 10, 100 or 1,000.</p> <table border="1" style="margin: 10px auto; text-align: center; border-collapse: collapse;"> <thead> <tr> <th style="padding: 5px;">Th</th> <th style="padding: 5px;">H</th> <th style="padding: 5px;">T</th> <th style="padding: 5px;">O</th> </tr> </thead> <tbody> <tr> <td style="padding: 5px;">3</td> <td style="padding: 5px;">2</td> <td style="padding: 5px;">0</td> <td style="padding: 5px;">0</td> </tr> </tbody> </table> <p>$3,200 \div 100 = ?$</p> <p><i>3,200 is 3 thousands and 2 hundreds.</i></p> <p>$200 \div 100 = 2$</p> <p>$3,000 \div 100 = 30$</p> <p>$3,200 \div 100 = 32$</p> <p><i>So, the digits will move two places to the right.</i></p>	Th	H	T	O	3	2	0	0
Th	H	T	O								
3	2	0	0								
<p>Dividing by multiples of 10, 100 and 1,000</p>	<p>Use place value equipment to represent known facts and unitising.</p>  <p><i>15 ones put into groups of 3 ones. There are 5 groups.</i></p> <p>$15 \div 3 = 5$</p>	<p>Represent related facts with place value equipment when dividing by unitising.</p>  <p><i>180 is 18 tens.</i></p>	<p>Reason from known facts, based on understanding of unitising. Use knowledge of the inverse relationship to check.</p> <p>$3,000 \div 5 = 600$</p> <p>$3,000 \div 50 = 60$</p> <p>$3,000 \div 500 = 6$</p> <p>$5 \times 600 = 3,000$</p> <p>$50 \times 60 = 3,000$</p> <p>$500 \times 6 = 3,000$</p>								

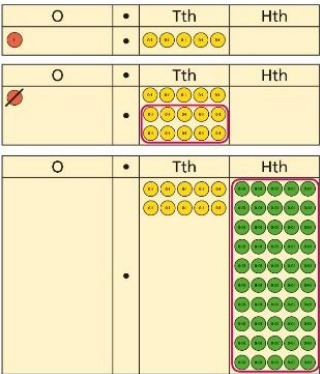
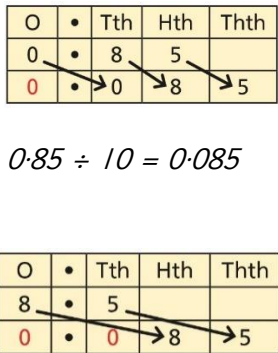



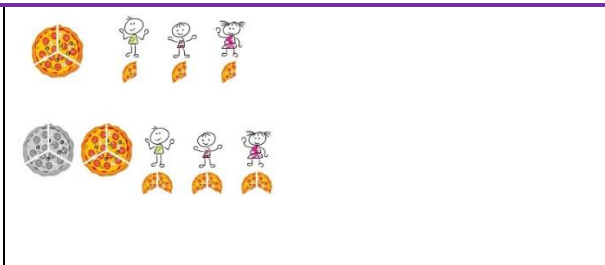
	<p>15 tens put into groups of 3 tens. There are 5 groups.</p> $150 \div 30 = 5$	<p>18 tens divided into groups of 3 tens. There are 6 groups.</p> $180 \div 30 = 6$  <p>12 ones divided into groups of 4. There are 3 groups.</p> <p>12 hundreds divided into groups of 4 hundreds. There are 3 groups.</p> $1200 \div 400 = 3$	
<p>Dividing up to four digits by a single digit using short division</p>	<p>Explore grouping using place value equipment.</p> $268 \div 2 = ?$ <p>There is 1 group of 2 hundreds. There are 3 groups of 2 tens. There are 4 groups of 2 ones.</p> $264 \div 2 = 134$	<p>Use place value equipment on a place value grid alongside short division. The model uses grouping. A sharing model can also be used, although the model would need adapting.</p>  <p>Lay out the problem as a short division.</p>	<p>Use short division for up to 4-digit numbers divided by a single digit.</p> $\begin{array}{r} 0556 \\ 7 \overline{) 3892} \end{array}$ $3,892 \div 7 = 556$ <p>Use multiplication to check.</p> $556 \times 7 = ?$ $6 \times 7 = 42$ $50 \times 7 = 350$ $500 \times 7 = 3500$



		<p>There is 1 group of 4 in 4 tens. There are 2 groups of 4 in 8 ones.</p> <p>Work with divisions that require exchange.</p> <div style="display: flex; flex-direction: column; align-items: flex-start;"> <div style="display: flex; align-items: center; margin-bottom: 10px;"> $4 \overline{) 92}$ <div style="margin-left: 10px;"> <table border="1" style="border-collapse: collapse; text-align: center;"> <tr><th style="padding: 2px;">T</th><th style="padding: 2px;">O</th></tr> <tr><td style="padding: 2px;">(10) (10) (10) (10)</td><td style="padding: 2px;">(1) (1)</td></tr> </table> </div> <div style="margin-left: 10px;"> <p>First, lay out the problem.</p> </div> </div> <div style="display: flex; align-items: center; margin-bottom: 10px;"> $4 \overline{) 9} \overset{2}{ } 2$ <div style="margin-left: 10px;"> <table border="1" style="border-collapse: collapse; text-align: center;"> <tr><th style="padding: 2px;">T</th><th style="padding: 2px;">O</th></tr> <tr><td style="padding: 2px;">(10) (10) (10) (10)</td><td style="padding: 2px;">(1) (1)</td></tr> </table> </div> <div style="margin-left: 10px;"> <p>How many groups of 4 go into 9 tens? 2 groups of 4 tens with 1 ten left over.</p> </div> </div> <div style="display: flex; align-items: center; margin-bottom: 10px;"> $4 \overline{) 2} \overset{2}{ } 2$ <div style="margin-left: 10px;"> <table border="1" style="border-collapse: collapse; text-align: center;"> <tr><th style="padding: 2px;">T</th><th style="padding: 2px;">O</th></tr> <tr><td style="padding: 2px;">(10) (10) (10) (10)</td><td style="padding: 2px;">(1) (1) (1) (1) (1) (1) (1) (1)</td></tr> </table> </div> <div style="margin-left: 10px;"> <p>Exchange the 1 ten left over for 10 ones. We now have 12 ones.</p> </div> </div> <div style="display: flex; align-items: center;"> $4 \overline{) 2} \overset{2}{ } \overset{3}{ } 2$ <div style="margin-left: 10px;"> <table border="1" style="border-collapse: collapse; text-align: center;"> <tr><th style="padding: 2px;">T</th><th style="padding: 2px;">O</th></tr> <tr><td style="padding: 2px;">(10) (10) (10) (10)</td><td style="padding: 2px;">(1) (1) (1) (1) (1) (1) (1) (1) (1) (1) (1) (1)</td></tr> </table> </div> <div style="margin-left: 10px;"> <p>How many groups of 4 go into 12 ones? 3 groups of 4 ones.</p> </div> </div> </div>	T	O	(10) (10) (10) (10)	(1) (1)	T	O	(10) (10) (10) (10)	(1) (1)	T	O	(10) (10) (10) (10)	(1) (1) (1) (1) (1) (1) (1) (1)	T	O	(10) (10) (10) (10)	(1) (1) (1) (1) (1) (1) (1) (1) (1) (1) (1) (1)	<p>$3,500 + 350 + 42 = 3,892$</p>
T	O																		
(10) (10) (10) (10)	(1) (1)																		
T	O																		
(10) (10) (10) (10)	(1) (1)																		
T	O																		
(10) (10) (10) (10)	(1) (1) (1) (1) (1) (1) (1) (1)																		
T	O																		
(10) (10) (10) (10)	(1) (1) (1) (1) (1) (1) (1) (1) (1) (1) (1) (1)																		
<p>Understanding remainders</p>	<p>Understand remainders using concrete versions of a problem.</p> <p><i>80 cakes divided into trays of 6.</i></p>  <p><i>80 cakes in total. They make 13 groups of 6, with 2 remaining.</i></p>	<p>Use short division and understand remainders as the last remaining 1s.</p> <div style="display: flex; flex-direction: column; align-items: flex-start;"> <div style="display: flex; align-items: center; margin-bottom: 10px;"> $6 \overline{) 80}$ <div style="margin-left: 10px;"> <table border="1" style="border-collapse: collapse; text-align: center;"> <tr><th style="padding: 2px;">T</th><th style="padding: 2px;">O</th></tr> <tr><td style="padding: 2px;">(10) (10) (10) (10)</td><td style="padding: 2px;"></td></tr> </table> </div> <div style="margin-left: 10px;"> <p>Lay out the problem as short division.</p> </div> </div> <div style="display: flex; align-items: center; margin-bottom: 10px;"> $6 \overline{) 8} \overset{1}{ } 20$ <div style="margin-left: 10px;"> <table border="1" style="border-collapse: collapse; text-align: center;"> <tr><th style="padding: 2px;">T</th><th style="padding: 2px;">O</th></tr> <tr><td style="padding: 2px;">(10) (10) (10) (10)</td><td style="padding: 2px;"></td></tr> </table> </div> <div style="margin-left: 10px;"> <p>How many groups of 6 go into 8 tens? There is 1 group of 6 tens. There are 2 tens remaining.</p> </div> </div> <div style="display: flex; align-items: center;"> $6 \overline{) 1} \overset{3}{ } \overset{2}{ } 20$ <div style="margin-left: 10px;"> <table border="1" style="border-collapse: collapse; text-align: center;"> <tr><th style="padding: 2px;">T</th><th style="padding: 2px;">O</th></tr> <tr><td style="padding: 2px;">(10) (10) (10) (10)</td><td style="padding: 2px;">(1) (1) (1) (1) (1) (1) (1) (1) (1) (1) (1) (1)</td></tr> </table> </div> <div style="margin-left: 10px;"> <p>How many groups of 6 go into 20 ones? There are 3 groups of 6 ones. There are 2 ones remaining.</p> </div> </div> </div>	T	O	(10) (10) (10) (10)		T	O	(10) (10) (10) (10)		T	O	(10) (10) (10) (10)	(1) (1) (1) (1) (1) (1) (1) (1) (1) (1) (1) (1)	<p>In problem solving contexts, represent divisions including remainders with a bar model.</p>  <p>$683 = 136 \times 5 + 3$ $683 \div 5 = 136 \text{ r } 3$</p>				
T	O																		
(10) (10) (10) (10)																			
T	O																		
(10) (10) (10) (10)																			
T	O																		
(10) (10) (10) (10)	(1) (1) (1) (1) (1) (1) (1) (1) (1) (1) (1) (1)																		



<p>Dividing decimals by 10, 100 and 1,000</p>	<p>Understand division by 10 using exchange.</p> <p><i>2 ones are 20 tenths.</i></p> <p><i>20 tenths divided by 10 is 2 tenths.</i></p>	<p>Represent division using exchange on a place value grid.</p>  <p><i>1.5 is 1 one and 5 tenths.</i> <i>This is equivalent to 10 tenths and 50 hundredths.</i> <i>10 tenths divided by 10 is 1 tenth.</i> <i>50 hundredths divided by 10 is 5 hundredths.</i> <i>1.5 divided by 10 is 1 tenth and 5 hundredths.</i> $1.5 \div 10 = 0.15$</p>	<p>Understand the movement of digits on a place value grid.</p>  <p>$0.85 \div 10 = 0.085$</p> <p>$8.5 \div 100 = 0.085$</p>
<p>Understanding the relationship between fractions and division</p>	<p>Use sharing to explore the link between fractions and division.</p> <p><i>1 whole shared between 3 people.</i> <i>Each person receives one-third.</i></p>	<p>Use a bar model and other fraction representations to show the link between fractions and division.</p>  <p>$1 \div 3 = \frac{1}{3}$</p>	<p>Use the link between division and fractions to calculate divisions.</p> <p>$5 \div 4 = \frac{5}{4} = 1\frac{1}{4}$</p> <p>$11 \div 4 = \frac{11}{4} = 2\frac{3}{4}$</p>



Year 6

	Concrete	Pictorial	Abstract																																																																																																																																																		
Year 6 Addition																																																																																																																																																					
Comparing and selecting efficient methods	<p>Represent 7-digit numbers on a place value grid, and use this to support thinking and mental methods.</p> <table border="1" style="margin-left: auto; margin-right: auto; text-align: center;"> <tr> <th>M</th> <th>HTh</th> <th>TTh</th> <th>Th</th> <th>H</th> <th>T</th> <th>O</th> </tr> <tr> <td>●●</td> <td>●●●●</td> <td>●</td> <td>●</td> <td>●●</td> <td></td> <td>●</td> </tr> </table>	M	HTh	TTh	Th	H	T	O	●●	●●●●	●	●	●●		●	<p>Discuss similarities and differences between methods, and choose efficient methods based on the specific calculation. Compare written and mental methods alongside place value representations.</p> <div style="text-align: center;"> </div> <table border="1" style="margin-left: auto; margin-right: auto; text-align: center;"> <tr> <th>TTh</th> <th>Th</th> <th>H</th> <th>T</th> <th>O</th> </tr> <tr> <td>●●●●</td> <td></td> <td>●●</td> <td>●●●●</td> <td>●●●●</td> </tr> <tr> <td></td> <td>●●</td> <td>●●●●</td> <td>●●</td> <td>●●</td> </tr> </table> <table style="margin-left: auto; margin-right: auto; text-align: center;"> <tr> <td>TTh</td> <td>Th</td> <td>H</td> <td>T</td> <td>O</td> </tr> <tr> <td>4</td> <td>0</td> <td>2</td> <td>6</td> <td>5</td> </tr> <tr> <td>+</td> <td>3</td> <td>5</td> <td>2</td> <td>2</td> </tr> <tr> <td colspan="5"><hr/></td> </tr> </table>	TTh	Th	H	T	O	●●●●		●●	●●●●	●●●●		●●	●●●●	●●	●●	TTh	Th	H	T	O	4	0	2	6	5	+	3	5	2	2	<hr/>					<p>Use column addition where mental methods are not efficient. Recognise common errors with column addition.</p> <p style="text-align: center;"><i>32,145 + 4,302 = ?</i></p> <table style="margin-left: auto; margin-right: auto; text-align: center;"> <tr> <td>TTh</td> <td>Th</td> <td>H</td> <td>T</td> <td>O</td> <td></td> <td>TTh</td> <td>Th</td> <td>H</td> <td>T</td> <td>O</td> </tr> <tr> <td>3</td> <td>2</td> <td>1</td> <td>4</td> <td>5</td> <td></td> <td>3</td> <td>2</td> <td>1</td> <td>4</td> <td>5</td> </tr> <tr> <td>+</td> <td>4</td> <td>3</td> <td>0</td> <td>2</td> <td></td> <td>+</td> <td>4</td> <td>3</td> <td>0</td> <td>2</td> </tr> <tr> <td colspan="5"><hr/></td> <td></td> <td colspan="5"><hr/></td> </tr> <tr> <td>3</td> <td>6</td> <td>4</td> <td>4</td> <td>7</td> <td></td> <td>7</td> <td>5</td> <td>1</td> <td>6</td> <td>5</td> </tr> </table> <p style="text-align: center;"><i>Which method has been completed accurately?</i></p> <p style="text-align: center;"><i>What mistake has been made?</i></p> <p>Column methods are also used for decimal additions where mental methods are not efficient.</p> <table style="margin-left: auto; margin-right: auto; text-align: center;"> <tr> <td>H</td> <td>T</td> <td>O</td> <td>·</td> <td>Tth</td> <td>Hth</td> </tr> <tr> <td>1</td> <td>4</td> <td>0</td> <td>·</td> <td>0</td> <td>9</td> </tr> <tr> <td>+</td> <td>4</td> <td>9</td> <td>·</td> <td>8</td> <td>9</td> </tr> <tr> <td colspan="6"><hr/></td> </tr> <tr> <td>1</td> <td>8</td> <td>9</td> <td>·</td> <td>9</td> <td>8</td> </tr> <tr> <td colspan="6"><hr/></td> </tr> <tr> <td></td> <td></td> <td></td> <td></td> <td></td> <td style="text-align: center;">1</td> </tr> </table>	TTh	Th	H	T	O		TTh	Th	H	T	O	3	2	1	4	5		3	2	1	4	5	+	4	3	0	2		+	4	3	0	2	<hr/>						<hr/>					3	6	4	4	7		7	5	1	6	5	H	T	O	·	Tth	Hth	1	4	0	·	0	9	+	4	9	·	8	9	<hr/>						1	8	9	·	9	8	<hr/>											1
M	HTh	TTh	Th	H	T	O																																																																																																																																															
●●	●●●●	●	●	●●		●																																																																																																																																															
TTh	Th	H	T	O																																																																																																																																																	
●●●●		●●	●●●●	●●●●																																																																																																																																																	
	●●	●●●●	●●	●●																																																																																																																																																	
TTh	Th	H	T	O																																																																																																																																																	
4	0	2	6	5																																																																																																																																																	
+	3	5	2	2																																																																																																																																																	
<hr/>																																																																																																																																																					
TTh	Th	H	T	O		TTh	Th	H	T	O																																																																																																																																											
3	2	1	4	5		3	2	1	4	5																																																																																																																																											
+	4	3	0	2		+	4	3	0	2																																																																																																																																											
<hr/>						<hr/>																																																																																																																																															
3	6	4	4	7		7	5	1	6	5																																																																																																																																											
H	T	O	·	Tth	Hth																																																																																																																																																
1	4	0	·	0	9																																																																																																																																																
+	4	9	·	8	9																																																																																																																																																
<hr/>																																																																																																																																																					
1	8	9	·	9	8																																																																																																																																																
<hr/>																																																																																																																																																					
					1																																																																																																																																																



<p>Selecting mental methods for larger numbers where appropriate</p>	<p>Represent 7-digit numbers on a place value grid, and use this to support thinking and mental methods.</p> <table border="1" data-bbox="353 630 857 687"> <tr> <td>M</td> <td>HTh</td> <td>TTh</td> <td>Th</td> <td>H</td> <td>T</td> <td>O</td> </tr> <tr> <td>●●</td> <td>●●●●●</td> <td>●</td> <td>●</td> <td>●●●</td> <td></td> <td>●</td> </tr> </table> <p>$2,411,301 + 500,000 = ?$</p> <p><i>This would be 5 more counters in the HTh place.</i></p> <p><i>So, the total is 2,911,301.</i></p> <p>$2,411,301 + 500,000 = 2,911,301$</p>	M	HTh	TTh	Th	H	T	O	●●	●●●●●	●	●	●●●		●	<p>Use a bar model to support thinking in addition problems.</p> <p>$257,000 + 99,000 = ?$</p> <table border="1" data-bbox="969 667 1503 730"> <tr> <td colspan="2" style="text-align: center;">?</td> </tr> <tr> <td style="text-align: center;">£257,000</td> <td style="text-align: center;">£100,000</td> </tr> </table> <p><i>I added 100 thousands then subtracted 1 thousand.</i></p> <p>$257 \text{ thousands} + 100 \text{ thousands} = 357 \text{ thousands}$</p> <p>$257,000 + 100,000 = 357,000$ $357,000 - 1,000 = 356,000$</p> <p><i>So, $257,000 + 99,000 = 356,000$</i></p>	?		£257,000	£100,000	<p>Use place value and unitising to support mental calculations with larger numbers.</p> <p>$195,000 + 6,000 = ?$</p> <p>$195 + 5 + 1 = 201$</p> <p>$195 \text{ thousands} + 6 \text{ thousands} = 201 \text{ thousands}$</p> <p><i>So, $195,000 + 6,000 = 201,000$</i></p>
M	HTh	TTh	Th	H	T	O															
●●	●●●●●	●	●	●●●		●															
?																					
£257,000	£100,000																				
<p>Understanding order of operations in calculations</p>	<p>Use equipment to model different interpretations of a calculation with more than one operation. Explore different results.</p> <p>$3 \times 5 - 2 = ?$</p>	<p>Model calculations using a bar model to demonstrate the correct order of operations in multi-step calculations.</p>	<p>Understand the correct order of operations in calculations without brackets.</p> <p>Understand how brackets affect the order of operations in a calculation.</p> <p>$4 + 6 \times 16$ $4 + 96 = 100$</p>																		


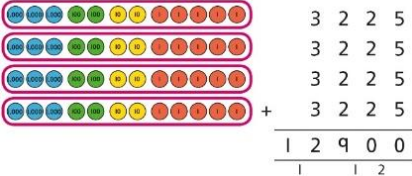
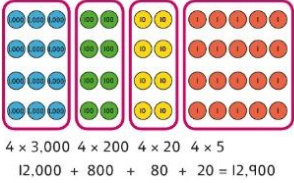
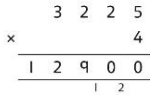
Ordsall Primary School Calculation Policy – Upper Key Stage 2 (Years 5 and 6)



Play Learn Grow Together

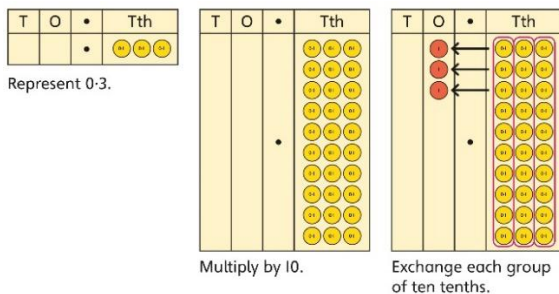
	<p> $3 \times (5 - 2)$ $\downarrow \quad \downarrow$ $3 \times 3 = 9$ </p> <p> $3 \times 5 - 2$ $\downarrow \quad \downarrow$ $15 - 2 = 13$ </p>	<p>cab 16×4</p> <p>trailer 16×6</p> <p>This can be written as: $16 \times 4 + 16 \times 6$</p> <p>$16 \times 4 + 16 \times 6$ $64 + 96 = 160$</p>	<p>$(4 + 6) \times 16$ $10 \times 16 = 160$</p>																																																																																																																
<p>Year 6 Subtraction</p>																																																																																																																			
<p>Comparing and selecting efficient methods</p>	<p>Use counters on a place value grid to represent subtractions of larger numbers.</p> <table border="1" data-bbox="353 826 842 922"> <thead> <tr> <th>Th</th> <th>H</th> <th>T</th> <th>O</th> </tr> </thead> <tbody> <tr> <td>●●</td> <td>●●●●●</td> <td>●●●●●</td> <td>●●●●●</td> </tr> <tr> <td></td> <td>●</td> <td>●●●●●</td> <td>●●●●●</td> </tr> </tbody> </table> <p> <table border="1" data-bbox="958 944 1433 1037"> <thead> <tr> <th>Th</th> <th>H</th> <th>T</th> <th>O</th> </tr> </thead> <tbody> <tr> <td>●●</td> <td>●●●●●</td> <td>●●●●●</td> <td>●●●●●</td> </tr> <tr> <td></td> <td>●</td> <td>●●●●●</td> <td>●●●●●</td> </tr> </tbody> </table> </p> <p> <table border="1" data-bbox="958 1043 1102 1155"> <thead> <tr> <th>Th</th> <th>H</th> <th>T</th> <th>O</th> </tr> </thead> <tbody> <tr> <td>2</td> <td>6</td> <td>7</td> <td>9</td> </tr> <tr> <td>-</td> <td>5</td> <td>3</td> <td>4</td> </tr> <tr> <td>2</td> <td>1</td> <td>4</td> <td>5</td> </tr> </tbody> </table> </p>	Th	H	T	O	●●	●●●●●	●●●●●	●●●●●		●	●●●●●	●●●●●	Th	H	T	O	●●	●●●●●	●●●●●	●●●●●		●	●●●●●	●●●●●	Th	H	T	O	2	6	7	9	-	5	3	4	2	1	4	5	<p>Compare subtraction methods alongside place value representations.</p> <p> </p> <p> <table border="1" data-bbox="958 944 1433 1037"> <thead> <tr> <th>Th</th> <th>H</th> <th>T</th> <th>O</th> </tr> </thead> <tbody> <tr> <td>●●</td> <td>●●●●●</td> <td>●●●●●</td> <td>●●●●●</td> </tr> <tr> <td></td> <td>●</td> <td>●●●●●</td> <td>●●●●●</td> </tr> </tbody> </table> </p> <p> <table border="1" data-bbox="958 1043 1102 1155"> <thead> <tr> <th>Th</th> <th>H</th> <th>T</th> <th>O</th> </tr> </thead> <tbody> <tr> <td>2</td> <td>6</td> <td>7</td> <td>9</td> </tr> <tr> <td>-</td> <td>5</td> <td>3</td> <td>4</td> </tr> <tr> <td>2</td> <td>1</td> <td>4</td> <td>5</td> </tr> </tbody> </table> </p> <p>Use a bar model to represent calculations, including 'find the difference' with two bars as comparison.</p> <p> <table border="1" data-bbox="958 1337 1317 1423"> <tr> <td>computer game</td> <td></td> </tr> <tr> <td>puzzle book</td> <td>← £12.50 →</td> </tr> </table> </p>	Th	H	T	O	●●	●●●●●	●●●●●	●●●●●		●	●●●●●	●●●●●	Th	H	T	O	2	6	7	9	-	5	3	4	2	1	4	5	computer game		puzzle book	← £12.50 →	<p>Compare and select methods. Use column subtraction when mental methods are not efficient. Use two different methods for one calculation as a checking strategy.</p> <p> <table border="1" data-bbox="1563 928 1711 1040"> <thead> <tr> <th>Th</th> <th>H</th> <th>T</th> <th>O</th> </tr> </thead> <tbody> <tr> <td>1</td> <td>5</td> <td>5</td> <td>8</td> </tr> <tr> <td>-</td> <td>1</td> <td>5</td> <td>8</td> </tr> <tr> <td>3</td> <td>9</td> <td>4</td> <td></td> </tr> </tbody> </table> </p> <p> </p> <p>Use column subtraction for decimal problems, including in the context of measure.</p> <p> <table border="1" data-bbox="1563 1184 1800 1311"> <thead> <tr> <th>H</th> <th>T</th> <th>O</th> <th>Tth</th> <th>Hth</th> </tr> </thead> <tbody> <tr> <td>3</td> <td>0</td> <td>9</td> <td>·</td> <td>6</td> <td>0</td> </tr> <tr> <td>-</td> <td>2</td> <td>0</td> <td>·</td> <td>6</td> <td>4</td> <td>0</td> </tr> <tr> <td>1</td> <td>0</td> <td>3</td> <td>·</td> <td>2</td> <td>0</td> </tr> </tbody> </table> </p>	Th	H	T	O	1	5	5	8	-	1	5	8	3	9	4		H	T	O	Tth	Hth	3	0	9	·	6	0	-	2	0	·	6	4	0	1	0	3	·	2	0
Th	H	T	O																																																																																																																
●●	●●●●●	●●●●●	●●●●●																																																																																																																
	●	●●●●●	●●●●●																																																																																																																
Th	H	T	O																																																																																																																
●●	●●●●●	●●●●●	●●●●●																																																																																																																
	●	●●●●●	●●●●●																																																																																																																
Th	H	T	O																																																																																																																
2	6	7	9																																																																																																																
-	5	3	4																																																																																																																
2	1	4	5																																																																																																																
Th	H	T	O																																																																																																																
●●	●●●●●	●●●●●	●●●●●																																																																																																																
	●	●●●●●	●●●●●																																																																																																																
Th	H	T	O																																																																																																																
2	6	7	9																																																																																																																
-	5	3	4																																																																																																																
2	1	4	5																																																																																																																
computer game																																																																																																																			
puzzle book	← £12.50 →																																																																																																																		
Th	H	T	O																																																																																																																
1	5	5	8																																																																																																																
-	1	5	8																																																																																																																
3	9	4																																																																																																																	
H	T	O	Tth	Hth																																																																																																															
3	0	9	·	6	0																																																																																																														
-	2	0	·	6	4	0																																																																																																													
1	0	3	·	2	0																																																																																																														



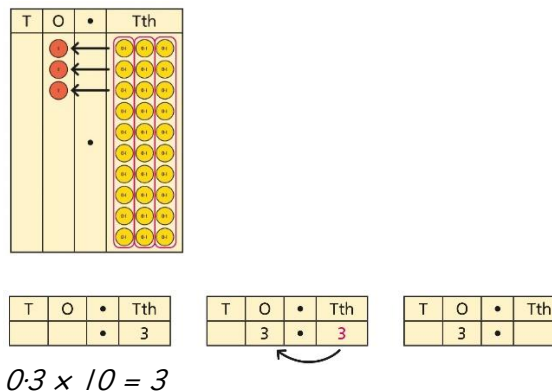
<p>Subtracting mentally with larger numbers</p>		<p>Use a bar model to show how unitising can support mental calculations.</p> <p>$950,000 - 150,000$ That is 950 thousands – 150 thousands</p>  <p>So, the difference is 800 thousands. $950,000 - 150,000 = 800,000$</p>	<p>Subtract efficiently from powers of 10.</p> <p>$10,000 - 500 = ?$</p>																		
<p>Year 6 Multiplication</p>																					
<p>Multiplying up to a 4-digit number by a single digit number</p>	<p>Use equipment to explore multiplications.</p> <table border="1" data-bbox="367 882 860 1026"> <thead> <tr> <th>Th</th> <th>H</th> <th>T</th> <th>O</th> </tr> </thead> <tbody> <tr> <td></td> <td></td> <td></td> <td></td> </tr> </tbody> </table> <p>4 groups of 2,345</p> <p>This is a multiplication:</p> <p>$4 \times 2,345$ $2,345 \times 4$</p>	Th	H	T	O					<p>Use place value equipment to compare methods.</p> <p>Method 1</p>  <p>Method 2</p>  <p>$4 \times 3,000 + 4 \times 200 + 4 \times 20 + 4 \times 5$ $12,000 + 800 + 80 + 20 = 12,900$</p>	<p>Understand area model and short multiplication.</p> <p>Compare and select appropriate methods for specific multiplications.</p> <p>Method 3</p> <table border="1" data-bbox="1563 1058 1792 1117"> <tr> <td></td> <td>3,000</td> <td>200</td> <td>20</td> <td>5</td> </tr> <tr> <td>4</td> <td>12,000</td> <td>800</td> <td>80</td> <td>20</td> </tr> </table> <p>$12,000 + 800 + 80 + 20 = 12,900$</p> <p>Method 4</p> 		3,000	200	20	5	4	12,000	800	80	20
Th	H	T	O																		
	3,000	200	20	5																	
4	12,000	800	80	20																	
<p>Multiplying up to a 4-digit number</p>		<p>Use an area model alongside written multiplication.</p>	<p>Use compact column multiplication with understanding of place value at all stages.</p>																		



<p>by a 2-digit number</p>		<p>Method 1</p> <table border="1" style="margin-left: 20px;"> <tr> <td></td> <td>1,000</td> <td>200</td> <td>30</td> <td>5</td> </tr> <tr> <td>20</td> <td>20,000</td> <td>4,000</td> <td>600</td> <td>100</td> </tr> <tr> <td>1</td> <td>1,000</td> <td>200</td> <td>30</td> <td>5</td> </tr> </table> <table style="margin-left: 20px;"> <tr> <td>1</td><td>2</td><td>3</td><td>5</td></tr> <tr> <td>×</td><td></td><td>2</td><td>1</td> </tr> <tr> <td colspan="4"><hr/></td> </tr> <tr> <td></td><td></td><td>5</td><td>1 × 5</td> </tr> <tr> <td></td><td></td><td>3 0</td><td>1 × 30</td> </tr> <tr> <td></td><td></td><td>2 0 0</td><td>1 × 200</td> </tr> <tr> <td></td><td>1</td><td>0 0 0</td><td>1 × 1,000</td> </tr> <tr> <td></td><td>1</td><td>0 0</td><td>20 × 5</td> </tr> <tr> <td></td><td>6</td><td>0 0</td><td>20 × 30</td> </tr> <tr> <td></td><td>4</td><td>0 0 0</td><td>20 × 200</td> </tr> <tr> <td></td><td>2</td><td>0 0 0 0</td><td>20 × 1,000</td> </tr> <tr> <td></td><td>2</td><td>5 9 3 5</td><td>21 × 1,235</td> </tr> </table>		1,000	200	30	5	20	20,000	4,000	600	100	1	1,000	200	30	5	1	2	3	5	×		2	1	<hr/>						5	1 × 5			3 0	1 × 30			2 0 0	1 × 200		1	0 0 0	1 × 1,000		1	0 0	20 × 5		6	0 0	20 × 30		4	0 0 0	20 × 200		2	0 0 0 0	20 × 1,000		2	5 9 3 5	21 × 1,235	<table style="margin-left: 20px;"> <tr> <td></td><td>1</td><td>2</td><td>3</td><td>5</td><td></td> </tr> <tr> <td>×</td><td></td><td>2</td><td>1</td><td></td><td></td> </tr> <tr> <td colspan="6"><hr/></td> </tr> <tr> <td></td><td>1</td><td>2</td><td>3</td><td>5</td><td>1 × 1,235</td> </tr> <tr> <td></td><td>2</td><td>4</td><td>7</td><td>0</td><td>0</td><td>20 × 1,235</td> </tr> <tr> <td></td><td>2</td><td>5</td><td>9</td><td>3</td><td>5</td><td>21 × 1,235</td> </tr> </table>		1	2	3	5		×		2	1			<hr/>							1	2	3	5	1 × 1,235		2	4	7	0	0	20 × 1,235		2	5	9	3	5	21 × 1,235
	1,000	200	30	5																																																																																																				
20	20,000	4,000	600	100																																																																																																				
1	1,000	200	30	5																																																																																																				
1	2	3	5																																																																																																					
×		2	1																																																																																																					
<hr/>																																																																																																								
		5	1 × 5																																																																																																					
		3 0	1 × 30																																																																																																					
		2 0 0	1 × 200																																																																																																					
	1	0 0 0	1 × 1,000																																																																																																					
	1	0 0	20 × 5																																																																																																					
	6	0 0	20 × 30																																																																																																					
	4	0 0 0	20 × 200																																																																																																					
	2	0 0 0 0	20 × 1,000																																																																																																					
	2	5 9 3 5	21 × 1,235																																																																																																					
	1	2	3	5																																																																																																				
×		2	1																																																																																																					
<hr/>																																																																																																								
	1	2	3	5	1 × 1,235																																																																																																			
	2	4	7	0	0	20 × 1,235																																																																																																		
	2	5	9	3	5	21 × 1,235																																																																																																		
<p>Using knowledge of factors and partitions to compare methods for multiplications</p>	<p>Use equipment to understand square numbers and cube numbers.</p> <div style="text-align: center;"> </div> <p style="text-align: center;"> $5 \times 5 = 5^2 = 25$ $5 \times 5 \times 5 = 5^3 = 25 \times 5 = 125$ </p>	<p>Compare methods visually using an area model. Understand that multiple approaches will produce the same answer if completed accurately.</p> <div style="text-align: center;"> </div> <p>Represent and compare methods using a bar model.</p>	<p>Use a known fact to generate families of related facts.</p> <div style="text-align: center;"> </div> <p>Use factors to calculate efficiently.</p> $ \begin{aligned} &15 \times 16 \\ &= 3 \times 5 \times 2 \times 8 \\ &= 3 \times 8 \times 2 \times 5 \\ &= 24 \times 10 \\ &= 240 \end{aligned} $																																																																																																					
<p>Multiplying by 10, 100 and 1,000</p>	<p>Use place value equipment to explore exchange in decimal multiplication.</p>	<p>Understand how the exchange affects decimal numbers on a place value grid.</p>	<p>Use knowledge of multiplying by 10, 100 and 1,000 to multiply by multiples of 10, 100 and 1,000.</p>																																																																																																					



$0.3 \times 10 = ?$
 0.3 is 3 tenths.
 10 x 3 tenths are 30 tenths.
 30 tenths are equivalent to 3 ones.



$$8 \times 100 = 800$$

$$8 \times 300 = 800 \times 3$$

$$= 2,400$$

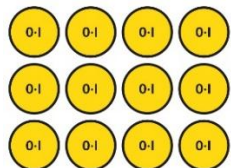
$$2.5 \times 10 = 25$$

$$2.5 \times 20 = 2.5 \times 10 \times 2$$

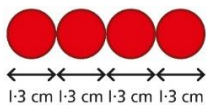
$$= 50$$

Multiplying decimals

Explore decimal multiplications using place value equipment and in the context of measures.



3 groups of 4 tenths is 12 tenths.
 4 groups of 3 tenths is 12 tenths.



$$4 \times 1 \text{ cm} = 4 \text{ cm}$$

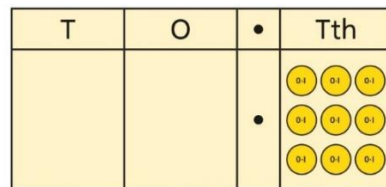
$$4 \times 0.3 \text{ cm} = 1.2 \text{ cm}$$

$$4 \times 1.3 = 4 + 1.2 = 5.2 \text{ cm}$$

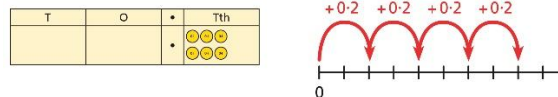
Represent calculations on a place value grid.

$$3 \times 3 = 9$$

$$3 \times 0.3 = 0.9$$



Understand the link between multiplying decimals and repeated addition.



Use known facts to multiply decimals.

$$4 \times 3 = 12$$

$$4 \times 0.3 = 1.2$$

$$4 \times 0.03 = 0.12$$

$$20 \times 5 = 100$$

$$20 \times 0.5 = 10$$

$$20 \times 0.05 = 1$$

Find families of facts from a known multiplication.

I know that $18 \times 4 = 72$.

This can help me work out:

$$1.8 \times 4 = ?$$

$$18 \times 0.4 = ?$$

$$180 \times 0.4 = ?$$

$$18 \times 0.04 = ?$$




Use a place value grid to understand the effects of multiplying decimals.

	H	T	O	•	Tth	Hth
2×3			6	•		
0.2×3			0	•	6	
0.02×3				•		


**Year 6
Division**

**Understanding
factors**

Use equipment to explore different factors of a number.

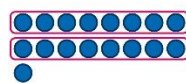


$24 \div 4 = 6$

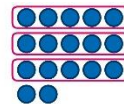


$30 \div 4 = 7 \text{ remainder } 2$


Recognise prime numbers as numbers having exactly two factors. Understand the link with division and remainders.



$17 \div 2 = 8 \text{ r } 1$



$17 \div 3 = 5 \text{ r } 2$



$17 \div 4 = 4 \text{ r } 1$



$17 \div 5 = 3 \text{ r } 2$

Recognise and know primes up to 100. Understand that 2 is the only even prime, and that 1 is not a prime number.

Ordsall Primary School Calculation Policy – Upper Key Stage 2 (Years 5 and 6)




Play Learn Grow Together!

4 is a factor of 24 but is not a factor of 30.

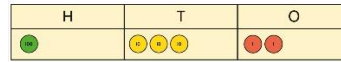
1	2	3	4	5	6	7	8	9	10
11	12	13	14	15	16	17	18	19	20
21	22	23	24	25	26	27	28	29	30
31	32	33	34	35	36	37	38	39	40
41	42	43	44	45	46	47	48	49	50

Dividing by a single digit

Use equipment to make groups from a total.

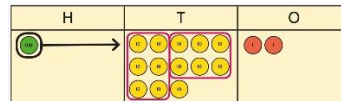


There are 78 in total.
There are 6 groups of 13.
There are 13 groups of 6.



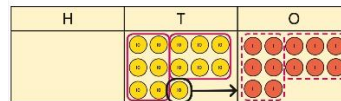
How many groups of 6 are in 100?

$$6 \overline{) 100} \begin{array}{r} 0 \\ 132 \end{array}$$



How many groups of 6 are in 13 tens?

$$6 \overline{) 130} \begin{array}{r} 02 \\ 132 \end{array}$$



How many groups of 6 are in 12 ones?

$$6 \overline{) 132} \begin{array}{r} 022 \\ 132 \end{array}$$


Use short division to divide by a single digit.

$$6 \overline{) 132} \begin{array}{r} 0 \\ 132 \end{array}$$


$$6 \overline{) 132} \begin{array}{r} 02 \\ 132 \end{array}$$

$$6 \overline{) 132} \begin{array}{r} 022 \\ 132 \end{array}$$

Use an area model to link multiplication and division.



$$6 \times ? = 132$$



$$132 = 120 + 12$$

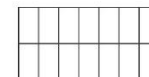

$$132 \div 6 = 20 + 2 = 22$$

Dividing by a 2-digit number using factors

Understand that division by factors can be used when dividing by a number that is not prime.

Use factors and repeated division.

$$1,260 \div 14 = ?$$

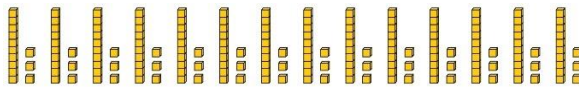
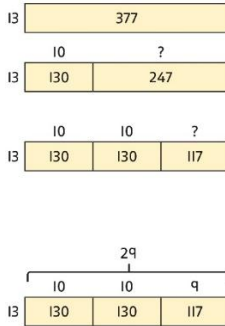
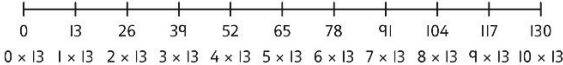


$$1,260 \div 2 = 630$$

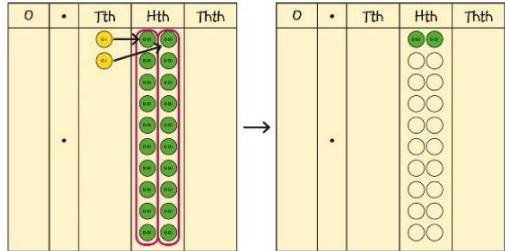
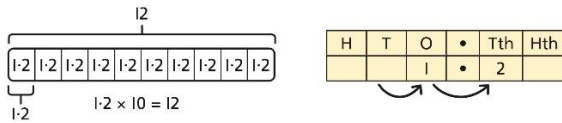
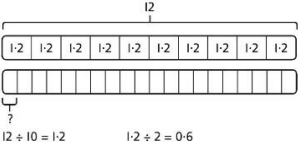
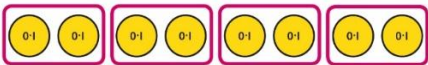
Use factors and repeated division where appropriate.

$$2,100 \div 12 = ?$$



		$630 \div 7 = 90$ $1,260 \div 14 = 90$	$2,100 \rightarrow \boxed{+2} \rightarrow \boxed{+6} \rightarrow$ $2,100 \rightarrow \boxed{+6} \rightarrow \boxed{+2} \rightarrow$ $2,100 \rightarrow \boxed{+3} \rightarrow \boxed{+4} \rightarrow$ $2,100 \rightarrow \boxed{+4} \rightarrow \boxed{+3} \rightarrow$ $2,100 \rightarrow \boxed{+3} \rightarrow \boxed{+2} \rightarrow \boxed{+2} \rightarrow$
<p>Dividing by a 2-digit number using long division</p>	<p>Use equipment to build numbers from groups.</p>  <p><i>182 divided into groups of 13. There are 14 groups.</i></p>	<p>Use an area model alongside written division to model the process.</p> $377 \div 13 = ?$  $377 \div 13 = 29$	<p>Use long division where factors are not useful (for example, when dividing by a 2-digit prime number). Write the required multiples to support the division process.</p> $377 \div 13 = ?$  $\begin{array}{r} 13 \overline{) 377} \\ - 130 \\ \hline 247 \\ - 130 \\ \hline 117 \\ - 117 \\ \hline 0 \end{array}$ $377 \div 13 = 29$ <p>A slightly different layout may be used, with the division completed above rather than at the side.</p>



			$\begin{array}{r} 3 \\ 21 \overline{) 798} \\ - 630 \\ \hline 168 \end{array}$ $\begin{array}{r} 38 \\ 21 \overline{) 798} \\ - 630 \\ \hline 168 \\ - 168 \\ \hline 0 \end{array}$ <p>Divisions with a remainder explored in problem-solving contexts.</p>
<p>Dividing by 10, 100 and 1,000</p>	<p>Use place value equipment to explore division as exchange.</p>  <p>Exchange each 0.1 for ten 0.01s. Divide 20 counters by 10.</p> <p><i>0.2 is 2 tenths. 2 tenths is equivalent to 20 hundredths. 20 hundredths divided by 10 is 2 hundredths.</i></p>	<p>Represent division to show the relationship with multiplication. Understand the effect of dividing by 10, 100 and 1,000 on the digits on a place value grid.</p>  <p>Understand how to divide using division by 10, 100 and 1,000.</p> <p>$12 \div 20 = ?$</p>  <p>$12 \div 10 = 1.2$ $1.2 \div 2 = 0.6$</p>	<p>Use knowledge of factors to divide by multiples of 10, 100 and 1,000.</p> <p>$40 \div 50 = \square$</p> <p>$40 \rightarrow \boxed{\div 10} \rightarrow \boxed{\div 5} \rightarrow ?$</p> <p>$40 \rightarrow \boxed{\div 5} \rightarrow \boxed{\div 10} \rightarrow ?$</p> <p>$40 \div 5 = 8$ $8 \div 10 = 0.8$</p> <p>So, $40 \div 50 = 0.8$</p>
<p>Dividing decimals</p>	<p>Use place value equipment to explore division of decimals.</p> 	<p>Use a bar model to represent divisions.</p>	<p>Use short division to divide decimals with up to 2 decimal places.</p>

Ordsall Primary School Calculation Policy – Upper Key Stage 2 (Years 5 and 6)



Play Learn Grow Together!

8 tenths divided into 4 groups. 2 tenths in each group.

0.8			
?	?	?	?

$$4 \times 2 = 8$$

$$8 \div 4 = 2$$

$$\text{So, } 4 \times 0.2 = 0.8$$

$$0.8 \div 4 = 0.2$$

$$\begin{array}{r} . \\ 8 \overline{) 4.24} \end{array}$$

0 .

$$\begin{array}{r} 0. \\ 8 \overline{) 4.24} \end{array}$$

0 . 5

$$\begin{array}{r} 0.5 \\ 8 \overline{) 4.24} \end{array}$$

0 . 5 3

$$\begin{array}{r} 0.53 \\ 8 \overline{) 4.24} \end{array}$$